

# SMARTDITCH

## Product Fit Sheet



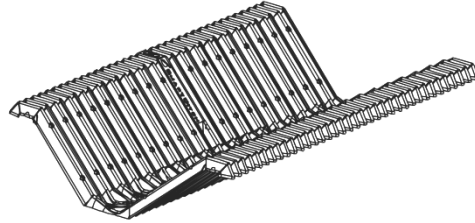
- 12" & 24" Depth Trapezoidal Liner
- 24" Depth Semi-Circular Liner



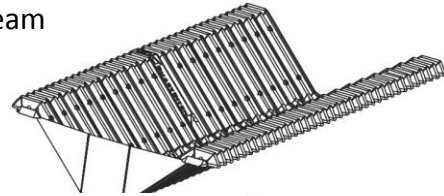
AUG 11 2008

## 12"-Depth Trapezoidal

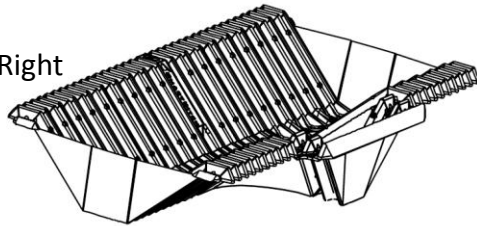
Straight section  
PP4-SDT12SB



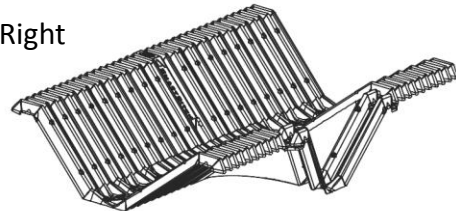
Straight Bulkhead – Downstream  
PP4-SDT12EBA



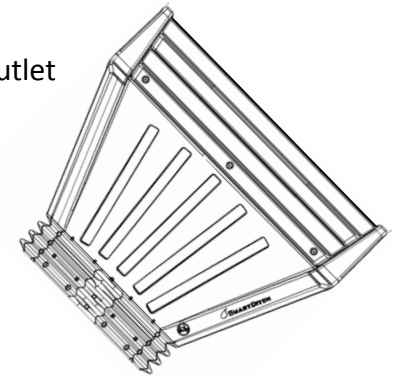
Directional Bulkhead – Left/Right  
Call Customer Service for  
this part.



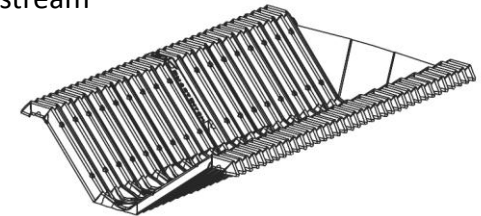
Directional Tee Section – Left/Right  
PP4-SDT12TBA  
PP4-SDT12TRBA



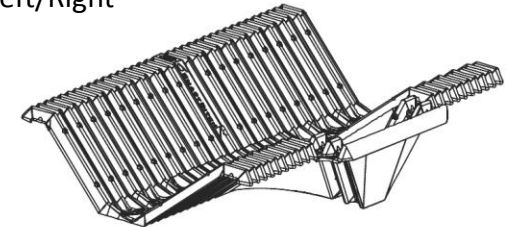
Flared End Section -- Inlet/Outlet  
PP4-SDT12IOB



Straight Bulkhead – Upstream  
PP4-SDT12EUBA



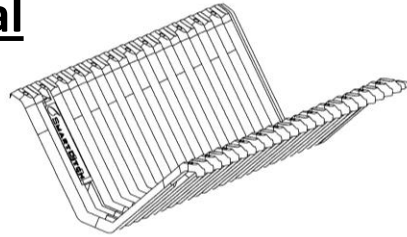
Directional Gate – Left/Right  
PP4-SDT12GBA  
PP4-SDT12GRBA



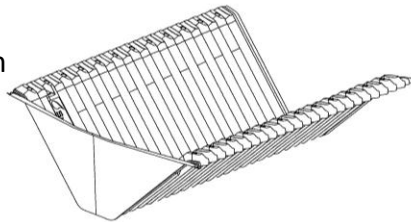
*\*Custom Fabricated parts can be engineered upon request*

## 24"-Depth Trapezoidal

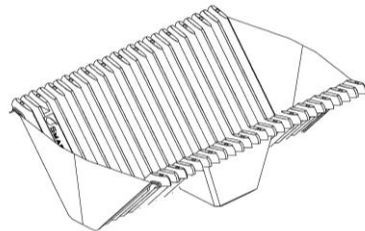
Straight section  
PP4-SDTRAP



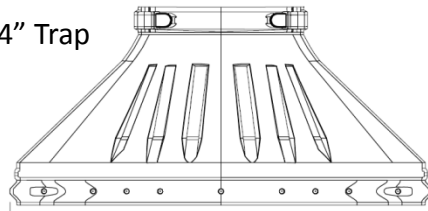
Straight Bulkhead – Downstream  
PP4-SDT24BDSA



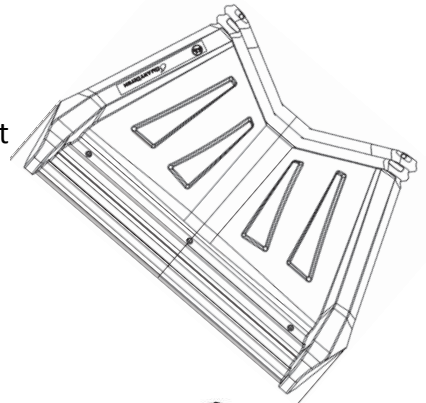
Directional Bulkhead – Left/Right  
Call Customer Service for this part.



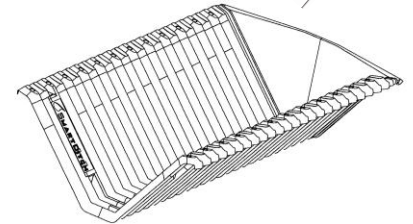
Transition Section – 24" Semi to 24" Trap  
PP4-SDTCB



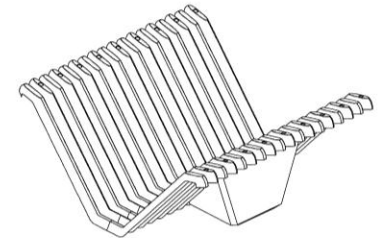
Flared End Section -- Inlet/Outlet  
PP4-SDTRAPIOB



Straight Bulkhead – Upstream  
PP4-SDT24BUSA



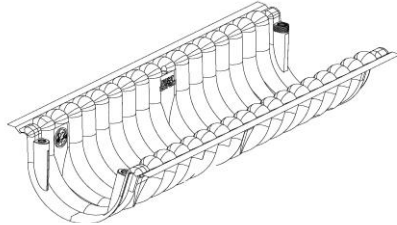
Directional Gate – Left/Right  
PP4-SDTRAPGL  
PP4-SDTRAPGR



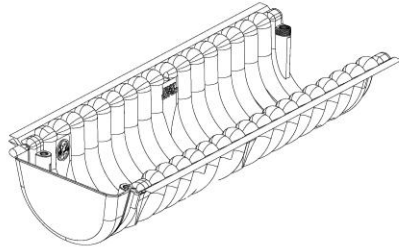
*\*Custom Fabricated parts can be engineered upon request*

## 24"-Depth Semi-Circular

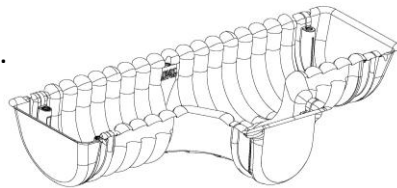
Straight section  
PP4-SD24



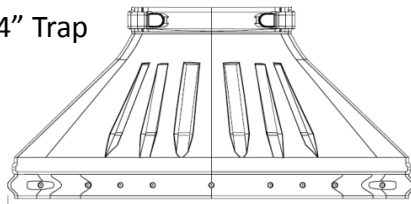
Straight Bulkhead – Downstream  
PP4-SD24EBA



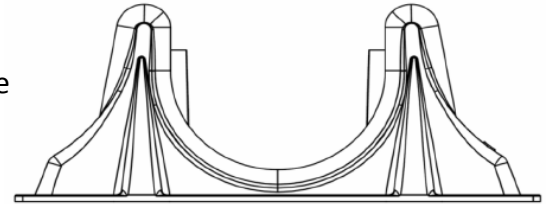
Directional Bulkhead – Left/Right  
Call Customer Service for this part.



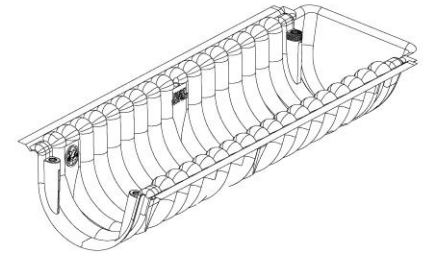
Transition Section – 24" Semi to 24" Trap  
PP4-SD24TCB



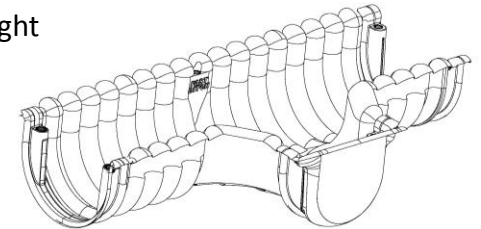
Standard Saddle  
PP4-SD24S



Straight Bulkhead – Upstream  
PP4-SD24EUBA



Directional Gate – Left/Right  
PP4-SD24GL  
PP4-SD24GR



*\*Custom Fabricated parts can be engineered upon request*